




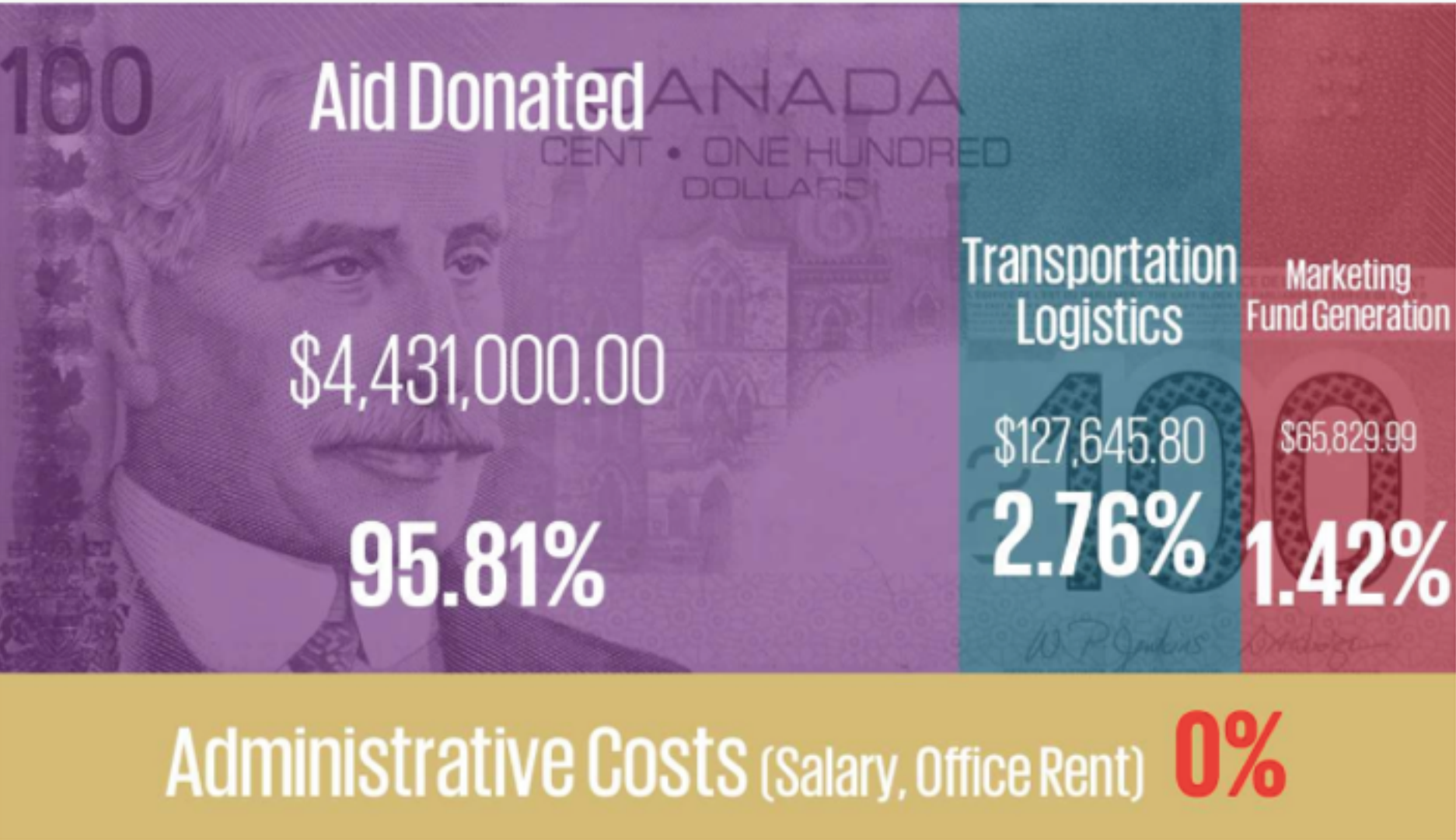
28JUN.

Engaging people worldwide in humanitarian, social and philanthropic projects with transparency.

28. Jun By The Numbers

		
23 DELIVERIES	170 TONS	200,000 HOURS
transported via plane, ship, truck.	of aid delivered.	of member volunteered hours.
		
486,739 FANS	1.4 MILLION PEOPLE	\$4.6 MILLION
on social media and the mailing list.	benefited from 28. Jun donations.	of total aid donated.

28. Jun 2011-15 Expenditure Breakdown



- Aid Donated \$4,431,000.00 (95.81%)
- Aid Transportation & Logistics \$127,645.80 (2.76%)
- Marketing & Fund Generation \$65,829.99 (1.42%)
 - Marketing \$32,951.72 (0.71%)
 - Generating Funds \$21,331.50 (0.46%)
 - Donations To Other Organizations \$11,546.77 (0.24%)
- Administrative Costs (Salaries, Office Rent) \$0.00 (0%)

TOTAL RECEIVED
\$4,624,475.79

Total Donations By Year

\$16,129.51	\$1,510,320.15	\$1,572,171.91	\$1,248,759.32	\$277,094.90
2011	2012	2013	2014	2015

Partnerships



We take pride in our financial transparency.

AUDITED FINANCIALS WERE PREPARED BY AN INDEPENDENT ACCOUNTANT AND AN INDEPENDENT APPRAISER WITH AN AUDIT OVERSIGHT COMMITTEE.